

SI On-Board Scales

AIRCRAFT



REVERE JETWEIGH5™ AIRCRAFT WEIGHING SYSTEMS


Item Number	Description	Maximum Weight over EGW of Aircraft Mains*	Load Cells**	Load Cell Type	Capacity of each Load Cell	Ship Weight
64001-15J5	JW-600 JetWeigh kit	360,000 LB	3	Canister	200,000	200 LB
64001-14J5	JW-500 JetWeigh kit	360,000 LB	5	Canister	100,000 LB	150 LB
64001-12J5	JW-425 JetWeigh kit	360,000 LB	5	Canister	4 X 100,000 LB 1 X 50,000 LB Nose Gear	130 LB
64001-13J5	JW-450 JetWeigh kit	360,000 LB	5	Canister	4 X 100,000 LB 1 X 50,000 LB Nose Gear	130 LB
64001-16J5	JW-250 JetWeigh kit	180,000 LB	5	Canister	50,000 LB	100 LB
64001-09J5	JW-400 JetWeigh kit	180,000 LB	4	Canister	100,000 LB	110 LB
64001-08J5	JW-300 JetWeigh kit	180,000 LB	3	Canister	100,000 LB	100 LB
64001-07J5	JW-200 JetWeigh kit	90,000 LB	4	Canister	50,000 LB	80 LB
64001-05J5	JW-100J5 JetWeigh kit	45,000 LB	4	Canister	25,000 LB	80 LB
64001-06J5	JW-150 JetWeigh kit	90,000 LB	3	Canister	50,000 LB	72 LB
64001-03J5	JW-40J5 JetWeigh kit	18,000 LB	4	Canister	10,000 LB	80 LB
64001-04J5	JW-75J5 JetWeigh kit	45,000 LB	3	Canister	25,000 LB	72 LB
64001-01J5S	JW-20J5S JetWeigh kit	9,000 LB	4	S-Type	5,000 LB	80 LB
64001-02J5	JW-30J5 JetWeigh kit	18,000 LB	3	Canister	10,000 LB	72 LB
64001-00J5S	JW-15J5S JetWeigh kit	9,000 LB	3	S-Type	5,000 LB	72 LB
64001-00J5	JW-15 JetWeigh kit	9,000 LB	3	Canister	5,000 LB	72 LB
64001-01J5	JW-20 JetWeigh kit	9,000 LB	4	Canister	5,000 LB	80LB

Call us for pricing on Jetweigh systems without the accessory kit

* Weight over mains should be verified prior to placing your order

**Follow aircraft manufacturer's recommendation for number of jacks to be utilized. This should equal the number of Load Cells contained in the system

EVERGREEN WEIGH ROADRUNNER JACKPOINT AIRCRAFT WEIGHING SYSTEMS



Item Number	Description	Maximum Weight over EGW of Aircraft Mains*	Load Cells**	Load Cell Type	Capacity of each Load Cell	Ship Weight
9102140-51	JP100000-4 EW9150 4 LC	90,000 LB	4	Canister	100,000 LB	
9101635-53	JP6000-5 EW9150 5 LC	9,000 LB	3	Canister and S-Type	5,000 LB and 500 LB	
9102020-51	JP100000-3 EW9150 3 LC	90,000 LB	3	Canister	100,000 LB	
9102000-51	JP50000-4 EW9150 4 LC	45,000 LB	4	Canister	50,000 LB	

9101610-51	JP5000-3 EW9150 3 LC	45,000 LB	3	Canister	50,000 LB	70 LB
9101635-55	JP5500-3 EW9150 3 LC	9,000 LB	5	Canister and S-Type	5,000 LB and 500 LB	
9102150-51	JP15000-4 EW9150 4 LC	27,000 LB	4	Canister	15000 LB	76 LB
9101605-51	JP15000-3 EW9150 3 LC	27,000 LB	3	Canister	15,000 LB	
9101640-51	JP-5000-4 EW9150 4 LC.	9,000 LB	4	S-Type	5,000 LB	76 LB
9101635-51	JP5000-3 EW9150 3 LC -Road Runner Jackpoint kit	9,000 LB	3	S-Type	5,000 LB	

* Weight over mains should be verified prior to placing your order

**Follow aircraft manufacturer's recommendation for number of jacks to be utilized. This should equal the number of Load Cells contained in the system

EVERGREEN WEIGH ROADRUNNER PLATFORM AIRCRAFT WEIGHING SYSTEMS



Item Number	Description	Maximum Weight over EGW of Aircraft Mains*	Load Cells**	Load Cell Type	Capacity of each Load Cell	Ship Weight
9700404-50	RR15000-4 EW 9150 4 PAD	27,000 LB	4	Platform	15,000 LB	460 LB
9700410-50	RR10000-4 EW9150 4 PAD	18,000 LB	4	Platform	10,000 LB	460 LB
9700405-50	AW15000-3 EW9150 3 PAD	27,000 LB	3	Platform	15,000 LB	405 LB
9700408-50	RR2500-4 EW9150 4 PAD	4,500 LB	4	Platform	2,500 LB	460 LB
9700400-50	RR6000-4	10,800 LB	4	Platform	6,000 LB	460 LB
9700402-50	AW10000-3 EW9150 3 PAD	18,000 LB	3	Platform	10,000 LB	405 LB
9700406-50	AW10000/6000-3 EW9150	18,000 LB	3	Platform	10,000 LB and 6,000 LB	405 LB
9700407-50	AW6000-3 EW9150 3 PAD	10,800 LB	3	Platform	6,000 LB	405 LB
9700403-50	AW6000/2500 EW9150 3 PAD	10,800 LB	3	Platform	6,000 LB and 2500 LB	390 LB
9700409-50	AW2500-3 EW9150 3 PAD	4,500 LB	3	Platform	2,500 LB	250 LB

* Weight over mains should be verified prior to placing your order

**Follow aircraft manufacturer's recommendation for number of jacks to be utilized. This should equal the number of Load Cells contained in the system

AIRCRAFT LOAD CELLS

Item Number	Description	Used on these systems	Load Cell Type	Load Cell Capacity	Ship Weight
ACLIC-D3-200K-C5P5	Revere Load Cell, 200,000 LB capacity	JetWeigh and Road Runner	Canister	200,000 LB	
ACLIC-D3-100K-C5P5	Revere Load Cell, 100,000 LB capacity	JetWeigh and Road Runner	Canister	100,000 LB	
ACLIC-D3-50K-C5P5	Revere Load Cell, 50,000 LB capacity	JetWeigh and Road Runner	Canister	50,000 LB	15 LB
ACLIC-D3-25K-C5P5	Revere Load Cell, 25,000 LB capacity	JetWeigh and Road Runner	Canister	25,000 LB	
ACLIC-D3-10K-C5P5	Revere Load Cell, 10,000 LB capacity	JetWeigh and Road Runner	Canister	10,000 LB	4 LB
155910-00	Revere Load Cell, 5,000 LB capacity	JetWeigh Only	S-Type	5,000 LB	
8301330-10	RoadRunner Load Cell S-CELL 5K	JetWeigh and Road Runner	S-Type	5,000 LB	5 LB
8301330-10	Revere Load Cell, 5,000 LB capacity	JetWeigh and Road Runner	S-Type	5,000 LB	
8301385-10	Load Cell RoadRunner 6/10/15K	Road Runner Platforms	Shear Beam	6,000, 10,000, 15000	
8301380-10	RoadRunner Load Cell 2.5K	Road Runner Platforms	Shear Beam	2,500 LB	

AIRCRAFT CABLE & REEL ASSEMBLIES

Item Number	Description	Used on these systems	Load Cell Type	Load Cell Capacity	Ship Weight
607608-00	Cable, Power, 115VAC, 15' length	Used with JetWeigh Kit	"S" Type, Canister	5k to 100K	
6700215	Cable Reel, Load Cell RR	RoadRunner W/9150 Meter	"S" Type, Canister	5k to 100K	
8100590-02	Cable, RS-232 Data Interface	Cable Data FF Meter RS23			
140138-02	Reel Assembly - Cable	JetWeigh with 50FT Cables	Canister	5K to 50K	

140138-03	Reel Assembly - Cable	JetWeigh with 75FT Cables	Canister	100K up to 200K	
8100441-51	Cable - 25 FT, Red 9 Pin, EW9150	Assembly Cable	Platform		
8100441-52	Cable - 25 FT, Yellow 9 Pin, EW9150	RoadRunner W/9150 Meter	5K S-Type and Shear Beam	2.5K-15K Shear Beam	
8100441-53	Cable - 25 FT, Blue 9 Pin, EW9150	RoadRunner W/9150 Meter	5K S-Type and Shear Beam	2.5K-15K Shear Beam	
8100441-56	Cable - 25 FT, Green 9 Pin, EW9150	RoadRunner W/9150 Meter	5K S-Type and Shear Beam	2.5K to 15K Shear Beam	
8100825-61	Cable - 50 FT, Red EW9150	RoadRunner	Canister	15K to 200K	
8100825-62	Cable 50 FT, EW9150 RR Yellow	RoadRunner	Canister	15K to 200K	
8100825-63	Cable -50FT, Blue EW9150	RoadRunner	Canister	15K to 200K	
8100825-66	Cable - 50FT, Green EW9150	RoadRunner	Canister	15K to 200K	
8100825-81	Cable -100FT, Black EW9150	RoadRunner W/9150 Meter	Canister	100K to 200K	
64000-01	Cable, Load Cell 50'	JetWeigh with 50FT Cables	Canister	5K to 50K	
64000-02	Cable, Load Cell 75'	JetWeigh with 75FT Cables	Canister	100K to 200K	
64012-11	Cable, Load Cell 9 Socket Red	JetWeigh and Road Runner	Canister	15K to 100K	
64012-12	Cable, Load Cell 9 Socket Yellow	JetWeigh and Road Runner	Canister	15K to 100K	
64012-13	Cable, Load Cell 9 Socket Blue	JetWeigh and Road Runner	Canister	15K to 100K	
64012-16	Cable, Load Cell 9 socket Green	JetWeigh and Road Runner	Canister	15K to 100K	
8100617-01	Cable AC Kit Red 9 Pin S RoadRunner	Road Runner with FF Indicator	5K S-Type and Shear Beam	2.5K-15K Shear Beam	
8100617-02	Cable AC Kit Yellow 9 Pin S RoadRunner	Road Runner with FF Indicator	5K S-Type and Shear Beam	2.5K-15K Shear Beam	
8100617-03	Cable AC Kit Blue 9 Pin S RoadRunner	Road Runner with FF Indicator	5K S-Type and Shear Beam	2.5K-15K Shear Beam	
8100617-06	Cable AC Kit Green 9 Pin S RoadRunner	Road Runner with FF Indicator	5K S-Type and Shear Beam	2.5K-15K Shear Beam	
8100637	Cable, Reversal, for S Cell	Assembly Reversing Cable	S-Type	5K	

AIRCRAFT ADAPTERS

Item Number	Description	Used on these systems	Load Cell Type	For Load Cell Capacities of	Ship Weight
102106-00	Jack Adapter Assembly - Ring	JetWeigh and Road Runner	Canister	5K to 50K	
102108-00	Jack Adapter, Plug	JetWeigh and Road Runner	Canister	5K to 50K	
102110-00	Axle Adapter-Pipe Type	JetWeigh and Road Runner	S-Type & Canister	5K to 50K	
105832-00	Spherical Adapter	JetWeigh and Road Runner	Canister	5K to 100K	
140353-00	Jack Adapter, Ring (wire)	JetWeigh and Road Runner	Canister	100K	
140088-00	Jack Adapter, Plug	JetWeigh and Road Runner	Canister	100K	
162009-00	Ball Adapter	JetWeigh and Road Runner	Canister	200K	
6200150	Helicopter Stud Adapter	JetWeigh and Road Runner	S-Type	5K	
6200152	Jack Ring Adapter for Helicopter	JetWeigh and Road Runner	S-Type	5K	
6200151-01	Socket Adapter Plated 11/4"	JetWeigh and Road Runner	S-Type	5K	
6200153	Socket Adapter 1" Radius	JetWeigh and Road Runner	S-Type	5K	
6200161-02	Conical Adapter Helicopter	JetWeigh and Road Runner	S-Type	5K	
600188-00	Screw Set 5/16-18 X 1.0	Screws for Adapter Ring 102106-00		5/16-18 X 1.0	

AIRCRAFT LOAD ADJUSTERS

Item Number	Description	Sub Description
160506-00	Load Adjuster Assembly	Plate E1078 C-130A
160509-00	"	Plate E1111 KC-135A
160510-00	"	Plate E1114 C-130B
160513-00	"	Plate E1146 C-135A
160514-00	"	Plate E1147 C-130E
160516-00	"	Plate E1163 HC-130H
160518-00	"	Plate E1171 P-3A
160527-00	"	Plate E1192 P-3C
160529-00	"	Plate E1199 3P-3E
160531-00	"	Plate E1201 B-52G & H
160538-00	"	Plate E1209 KC130R
160545-00	"	Plate E1209 KC130R

602693-00	"	Plate 603192 E-3B/C
603069-00	"	Plate 603090 B52-H
608171-00	"	Plate 608672 B-52G&H
610101-00	"	Plate 610101-00 C-130H-30

AIRCRAFT CARRYING CASES & ACCESSORIES

Item Number	Description	Details	Load Cells	Carrying Case used with the following
141053	Pelican Case 1630 W/Foam	Pelican Case		RR Load Cell Kits 31" X 25" X 18"
1400526	Storage Case, Roll-Around, Small RR AW 2.5	Wood Storage - Large		RR 2.5K Platforms 30.0" X 21.5" X 21"
1400527	Storage Case, Roll-Around, Large RR AW 6K-15K	Wood Storage - Large		RR 6K-15K Platforms 36.5 X 27" X 26"
155810-08	BEL AIR CASE 3 Load Cells JETWEIGH	Sub Assembly J5, Bel Air Case	3	JetWeigh 3 Load Cells (5K) Load Cells
155810-02	SUB Assembly J5 BEL AIR CASE	Sub Assembly J5, Bel Air Case	4	JetWeigh 4 Load Cells (10K-50K)
155810-04	SUB ASSY J5 BEL AIR CASE	Sub Assy J5, Bel Air Case	4	JetWeigh 4 Load Cells (100K)

AIRCRAFT PLATFORM ASSEMBLY

Item Number	Description	Details	Load Cells	Kit Type
8700102-02	Assembly, Platform, 2.5K capacity	Platform includes Load Cell	1	RR Platform Kits 2.5K Load Cells
8700102-06	Assembly, Platform, 6K capacity	Platform includes Load Cell	1	RR Platform Kits 6K Load Cells
8700102-10	Assembly, Platform, 10K capacity	Platform includes Load Cell	1	RR Platform Kits 10K Load Cells
8700102-15	Assembly, Platform, 15K capacity	Platform includes Load Cell	1	RR Platform Kits 15K Load Cells

EVERGREEN WEIGH 9150 INDICATOR & UPGRADES

Item Number	Description	Details	Used with the following
8509150-02	EW 9150 Indicator	Indicator	Used with All Road Runner Kits
9109150-01	9150 for Platforms Upgrade	EW9150 Meter	Used with Platforms and S-Type Load Cell includes meter, cables, calibration
9109150-02	9150 for JackPoint Upgrade	EW9150 Meter	Used with RR Jack Point Upgrades includes meter, cables, calibration

PRINTERS FOR JETWEIGH5™ AND EVERGREEN WEIGH

Item Number	Description	Details	Used with the following
31175	Mini Printer Thermal	SP-MPT-III RS232	Printer installed on the JetWeigh
8500600	EW 9150 Printer Assembly	Martel MCP7810V	Used with RR EW 9150 Jack Point and Platform Kits
31176	Thermal Paper Rolls EXW	3" x Dia 1.16"	Used with All JetWeigh J5 Kits

4000103	Battery, Rechargeable, 12V	12 V Battery	Used with RR Full Function Indicators Jack Point and Platforms
607610-00	Cable, Battery	Cable-Power VDC	JetWeigh Generation 4, no inventory
8100639	EW 9150 Power Supply	EW 9150 Power Supply	All Road Runner Kits
8100619	Cable, Battery Charger, 115VAC, Plastic Connector	Battery Charger RRI II	RR Full Function Indicators Jack Point and Platforms
8100640-01	Cable, Battery Charger, 230VAC	Assy Bat Charger 240 VAC	RR Full Function Indicators Jack Point and Platforms

RAMPS, CHOCKS & ACCESSORIES


Item Number	Description	Details	Used with the following
6700206	Approach Ramp, Interlocking, 2.5K Platform	Casting Ramp/RRI/2.5K	RR 2.5K Platforms
6700212	Approach Ramp, Interlocking, 6K, 10K, 15K Platform	Casting Ramp/RRI/6K/10K	RR 6K, 10K, 15K Platforms
8200100	Tire Stops, Chocks	Casting Chock/Tire Stop	All Road Runner Platforms
140430-00	JetWeigh Assembly Accessory - Complete Kit	Includes bulleted items below	Included with All JetWeigh Kits
140439-00	<ul style="list-style-type: none"> • Case Assembly Accessory Kit • Level • Level Bar • Fuel Dipper 		
320131-00			
145997-00			
102104-00			

140283-00	<ul style="list-style-type: none"> • 50' Steel Tape • Plumb Bob Assembly • Hydrometer • Hydrometer Base • 12" Steel Rule • Screw Driver • Chalk Line • Hydrometer Jar • Bag • Chalk
64990	
102113-01	
102264-00	
320069-00	
320134-00	
600398-00	
302112-00	
320051-00	
320049-00	

AIRCRAFT SYSTEMS CALIBRATION OPTIONS

Item Number	JetWeigh System Calibration Service	Load Cells	Load Cell Type	Capacity of each Load Cell
R006-CAL #3	JetWeigh Systems with 3 Load Cells	3	Canister	5K up to 100K
R006-CAL #4	JetWeigh Systems with 4 Load Cells	4	Canister	5K up to 100K
R006-CAL #5	JetWeigh Systems Heavy Cap with 3 to 5 Load Cells	3 to 5	Canister	50K up to 200K
Item Number	RoadRunner Calibration Service	Load Cells	Load Cell Type	Capacity of each Load Cell
R006-JP-3I	Road Runner™ Systems	3	Canister	5K up to 100K
R006-JP-4I	Road Runner™ Systems	4	Canister	5K up to 100K
R006-P-AW3I	Road Runner™ Systems with 3 Platforms	3	Platform	7500K up to 45K
R006-P-RR4I	Road Runner™ Systems with 4 Platforms	4	Platform	10K up to 60K
Item Number	Calibration Options			
R006-BA	Calibration requiring 'Before and After' readings documentation			
R006-CALVER	10-Point Calibration with no adjustments add			
Item Number	Service and Repair Options			
R006-EVAL	Evaluation Charge			
R006-REPAIRI	Repair Labor (per hour)			
R006-AOG	Expedite fee for 72 hour turnaround			

AGGREGATE



DUMP TRUCK & AIR SCALE SYSTEMS

Item Number	Description	Details	Indicator Type	Ship Weight
9101500-20	System, Dump Truck, Air Scale™ Rear w/ Trojan Trans Steel Axle, Trailer Ready	40' reach cable, 3 ft. Pigtail	9100QC Meter, 4 Ch gross/net	
9101500-10	System, Dump Truck, Air Scale™ Rear w/Trojan Transducer Steer Axle	40' reach cable, 3 ft. Pigtail	9100GW Meter, 2 Ch gross/net	
9101500-35	System, Air Scale™ Rear, Trojan Transducer Steer Axle, Tractor Only	15' reach cable, 10 Ft Pigtail	9100GW Meter, 2 Ch gross/net	

AXLE SCALE LOAD CELLS

Item Number	Description	Details	Ship Weight
8300420-24	Load Cell 22.6 Bolt-On	Bearing blocks Bolts and washers included	
8300420-18R	Load Cell 22.6 Bolt-On	75 Ft pigtail cable, 90 degree Connector	44 LBS
8300530-10R	Load Cell 23.5 LOW PROF		27 LBS
8300420-16R	Load Cell 22.6 Bolt-On	10 Meter pigtail cable, 90 degree Connector	44 LBS
8300420-10R	Load Cell 22.6 Bolt-On	7 Pin Bulkhead Connector	44 LBS
8300420-11R	Load Cell 22.6 Bolt-On	3 Ft, 90 Degree Pigtail With 7 Pin Connector	44 LBS

AXLE SCALE REPLACEMENT CABLES

Item Number	Description	Details	Ship Weight
8100010-30	Cable Y Assembly (7 9 /7 9)	This product is being discontinued	
8100035-01	Cable Platform MS(33/1)		
8100035-31	Cable Platform MS(33/17/33)		
8100030-04	Cable Platform Low Height		
8100030-06	Cable Platform Low Height G		
8100014-60NC	Cable Platform MS(10-10)		
8100030-07	Cable Platform Low Height		
8100030-07	Cable Platform Low Height		

LIFT TRUCK SCALES

Item Number	Description	Details	Ship Weight
8502050-01	Meter Mega-8 LTS Standard		
8502050-02	Meter Mega-8 LTS Legal For Trade		
6030407	J-Box Mems Assembly Analog	Legal-For-Trade, 10 pin conn	
8100864	Cable Assembly Signal Standard	6 pin / 10 pin, coil	
8100863	Cable Signal Legal For Trade LTS	10 pin / 10 pin, coil	
9363-B10-5K-03JJ	S-Cell Lift Truck Scale		
4050595	Side Flexure		
6020299.3	Signal Cable Retract. 2 0Ft.	2 Row 25 Pin Connector @ Meter, 6 Pin @ Scale	
8100882	Cable Assembly Power LTS		

FORESTRY



FORESTRY SCALE SYSTEMS

Item Number	Description	Meter	Ship Weight
9100910	System Shear Beam Long Logger	9100GW Meter, 2 Ch gross/net	240 LB
9100910-01	System, Shear Beam Long Logger	9100GW Meter, 2 Ch gross/net	240 LB
9100910-02	System, Shear Beam Long Logger	9100QC Meter, 4 Ch gross/net	
9100915	System, Long Logger 26" Titan Shear Beam, Tractor & Trailer	9100QC Meter, 4 Ch gross/net	

9300760-01	System, Shear Beam 26" Long Logger, Trailer only	No Meter	
9101170	System, Short Logger Truck and Trailer, Shear Beam	9100QC Meter, 4 Ch gross/net	
9101485	System, Holland Fixed 5th Wheel, Tractor Only	9100GW Meter, 2 Ch gross/net	
9101495	System, Fontaine 5000 Fixed 5th Wheel, Tractor Only	9100GW Meter, 2 Ch gross/net	
9301025	System, Single Point, Trailer Only	No Meter	
9100460	System, Holland Slider 5th Wheel, Tractor Only	9100GW Meter, 2 Ch gross/net	
9300305-02	System, Hutch 9700 Dual Axle, Trailer Only	No Meter	168 LB

AIR SCALE SYSTEMS

Item Number	Description	Details	Ship Weight
9101330-10	System, AS1050 Air scale, Tractor and Trailer		9100GW Meter, 2 Ch gross/net
9101310-10	System, AS1030 Air scale, 2 Channel, Tractor Only		9100GW Meter, 2 Ch gross/net
9101310-10QC	System, AS1030 Air scale, 4 Channel, Tractor Only		9100QC Meter, 4 Ch gross/net
9300870-10	System, AS1010 Air scale, Trailer Only		No Meter
9101500	System, Legal For Trade, 1500 With Printer	Customer Specific	8501800 Meter
9300880-01	Dual Leveling Air Valve Transducer Adapter Kit Tractor or Trailer	Dual leveling valve air suspensions	

LOAD CELLS

Item Number	Description	Details	Type	Rated output of Load Cell	Ship Weight
8300855-33	Load Cell PN: 8300855-13 With Reyco 21B Hanger welded in place	20" baseplate w/ 3ft pigtail & welded hanger	Shear Beam	0.50 ± 0.01 mV/V @ 12.5 k-LBs	
8301615-10R	Load Cell 16.3 TITAN, Single Point	Mount from frame to Trunnions tube	Shear Beam		80 LB
8300860-13R	Load Cell 22.6 Bolt-On, HOLLAND fixed	Connector opposite knob offset	Shear Beam	0.50 ± 0.01 mV/V @ 12.5 k-LBs	
8300865-13R	Load Cell 22.6 Bolt-On, HOLLAND Slider	Connector set to knob offset side, middle of load cell	Shear Beam	0.50 ± 0.01 mV/V @ 12.5 k-LBs	
8300855-43	Load Cell 8300855-13 With Transpro Hanger welded in place	Tandem axle 20" baseplate, 3 ft.- 90 degree pigtail	Shear Beam		
8300855-53R	Load Cell 8300855-13 Wit Hutch 9700 Hanger welded in place	Hutch 9700, 20" base plate, 3 ft.- 90 degree pigtail	Shear Beam	0.50 ± 0.01 mV/V @ 12.5 k-LBs	53 LBS
8301970-10R	Load Cell HD HOLLAND 5TH Wheel Assy	4 pin flange connector to knob side, side mount	Shear Beam	0.50 ± 0.01 mV/V @ 12.5 k-LBs	35 LBS
8301980-10R	Load Cell HD FONTAINE 5th wheel assy	4 pin flange connector to knob side, side mount	Shear Beam	0.50 ± 0.01 mV/V @ 17 k-LBs	
8300890-13R	Load Cell KIWI 3Ft Pigtail - Short Logger	Side mount 3 ft. pigtail, 4 pin connector	Shear Beam	0.70 ± 0.01 mV/V @ 13.228 k-LBs	18 LB
8300855-13R	Load Cell 20" Weld-On Without weld-on Hanger	3 ft. pigtail, side mount, 4 pin connector, no hanger	Shear Beam	0.50 ± 0.01 mV/V @ 12.5 k-LBs	
8300755-10R	Load Cell TITAN 4 Pin, 26" - 7 Mount Holes - Long Logger	Bunk mounted, 4 pin side connector	Shear Beam	.700 ± .010mV/V at 12.5K LBs	

FORESTRY TRANSMITTERS

Item Number	Description	Details	Ship Weight
8100187-04QC	Transmitter 12V, 4 Leads	4 each 12' Leads, 4 pin connector	4 LB
8100187-06QC	Transmitter 12V, 2 Leads	2 each 8' Leads, 4 pin connector	1.5 LB
8100187-08QC	Transmitter 12V, 2 Leads	2 each 8' Leads, 4 pin connector	1.5 LB
8100187-01QC	Transmitter 12V, 1 Lead	6 ft. lead with 4 pin connector	1.8 LB
8100187-05QC	Transmitter 12V, 2 Leads	2 leads of 3'6" & 4'9", 4 pin connector	1.5 LB
8100812-01QC	Air scale Transmitter Assembly 12V, 1 LEAD	1 Lead 6 ft., 4 Pin	1.5 LB

FORESTRY ACCESSORIES

Item Number	Description	Details			Ship Weight
9500480-01	Meter Kit 9100QC, Short Logger	No Load Cells		9100QC Meter, 4 Ch gross/net	
9500340-05	Meter Kit 9100GW, Tractor only	12 ft., 4 lead, Transmitter, 4 pin connectors	Including meter and all cables	9100GW Meter, 2 Ch gross/net	
9500340-01	Meter Kit 9100GW, Long Logger application	2ea 2 Lead Transmitters, 3'6" & 4'9"	Including meter and all cables	9100GW Meter, 2 Ch gross/net	
8500570-10	Meter 9100 GW Digital	Provides Gross - Net			1.5 LB
8500570-06	Meter 9100 LD Digital	Provides Gross-Net-Load Delivery			
8500550-01	Meter 9100QC 4 Channel	4 Ch gross/net			1.8 LB
8501800-01	Meter Legal for trade PM 1800	VPN 555800			
8509150-00	9100 / 9150 Printer Assembly	Magnetic base plus bracket mount	power & signal cable provided		
8305103-50K	LFT 1500 System Load Cell	5103-C3-50K-20NT			
6300053	Load Cell Block 5103 30-50K	1800 Legal For Trade Load Cell System			
8501800-02	Lft Interface Module	Part of System 9501500			.5 LB
8501800-03	8 In/out Interface Module	Part of System 9501500			
8300960-10R	Air Pressure Transducer 150PSI				.56 LB
9500350	9400 Wireless Data Transmission System	Including Wireless Transmitter / Receiver		8502085-01 + 8502085-02	
8100301	J-Box, 6 Way, Compensate	VPN 343210, used on PM1800 system ONLY			
8502085-01	Transmitter, 9400 RMD wireless transmitter	Transmitter, Connect to 9100 meter	on cab mount with antenna		
8502085-02	Receiver 9400 RMD Hand held	Receiver, Hand held remote	Belt Clip Carrier included		

MOUNTING KITS

Item Number	Description	Details			Ship Weight
7300015	Kit Mounting Bearing Plate Kit	Contains 2ea 6300040	Used on 22" Fifth Wheel Load Cells		
7300017	Kit Mounting Shear Beam	Contains 2ea 6300090-01	Used on Kiwi Load Cells		
7100755-10	Install Kit 8300755-1x Load Cell	Mount Kit	Containing Bearing Blocks, Bolts & Washers		
7100179-02	Mounting Kit, Trailer Air				.8 LB
2500205	Mounting Bracket for Berg Connector				
6300321	Bearing Block Neway	Used on Single Point Load Cell			
6300090-01	Bearing Plate Shear Beam	Used in 7100755-10 Load Cell Mounting Kit			2.8 LB
6300046	Bearing Plate 1.0 X 3.0 X 13"	Refuse Use	8300610-13R Load Cell		4 LB
6300040	Bearing Plate, Standard	Holland & Fontaine Type Load Cells			4.6 LB

CABLES, CONNECTORS, MISC.

Item Number	Description	Details			Ship Weight
7100025	Dummy, Load Cell Simulator	4 Pin Connector			.02 LB
8100195-03	Splice Kit Pigtail 3 Pin, to Transmitter	9100xx Reach Cable repair Kit			1.2 LB
8100191-02	Connector Splice Kit, 4 Pin load cell to 4 wire cable	From load cell to transmitter, all 4 pin-4 wire			1.2 LB
8100536-01	Cable Y Molded Air scale	Used on Dual Leveling Valve Applications			1.2 LB
8100198-37	Cable Meter to Berg Recp, Tractor to trailer	Cable with molded connector, 6 pin	Bobtail molded Berg style connector, female		2.5 LB
7100171-01	Coil Cable, Male 4 pin Molded, 2 ends	15.5 Ft stretched Length	from tractor to trailer, coil cable molded Berg style connectors M/FM		1 LB
7100173-02	Cable, Reach 70 Ft	Cable 70FT REACH 3-Socket/Pigtail			3 LB
7100173-01	Cable, Reach 40 Ft	Cable 40 REACH 3-Socket/Pigtail			2.2 LB
8100196-03	Cable Pigtail 12V Trk Half				1.2 LB
8100219-37	Cable Reach 2 wire	Reach Cable, Truck to Meter			
8100152-15	Cable Power 18 Ft 2 Cond	Power Cable to 9100 Meter with Built-in Fuse			1 LB
8100152-20	Cable Power 23 Ft 2 Cond	Power Cable to 9100 Meter with Built-in Fuse			1 LB
2800273	HHCS 1 1/8-12 X 3 1/4"				
2800186-01	HHCS 1 1/4-12 x 2 11/16	5th Wheel Load Cell Mounting Bolts			.13 LB

2800148	Washer Flat GD 8, 1 1/4 ID	Thickness 1/8"		.13 LB
2800035	Washer Flat /ID-1.12" / OD 2"	2" OD		
2800476	Washer 1 1/8" ID ASTM F436			
2800034-01	Threaded Stud 3.38" Long x 1"-14 Thread	For Bunk Mounting	8300755-xxR load Cell	.5 LB
2500132	Bushing Pivot/Holland 1-1/8" ID x 2.75 OD x 4.25 Long	Holland Small Pin Bushing	1-1/8" PIN	
2500132-02	Bushing Pivot/Holland 1-1/2"ID x 2.75 OD x 4.25 Long	Holland Small Pin Bushing	1-1/2" PIN	1 LB
2500003	Bushing 1.25 ID/4.0 OD/2.25 Long	Fontaine bushing	1-1/8" PIN	1 LB
2100349	Conn 10 SKT Plug Weidmul	Weidmuller		.02 LB
2100297	Connector, Bulkhead 4 Pin Plastic	Load Cell Flange mount connector		.02 LB
2100249	Conn 7 SKT FEM Plug	Weidmuller 152696	Used on Backside of 9100xx Meters	.10 LB
2100021	OBW9150 6 Wire Terminal	Nobel	Used on Backside of 9150 Meter	.01 LB
2100011	OBW9150 3 Wire Terminal	Nobel	Used on Backside of 9150 Meter	.01 LB
2800078	Wire Tie 7.5"			

9150 SYSTEMS

Item Number	Description	Details	Ship Weight
9100910-71	System, Long Logger 9150 (Forestry)	SYS 9150 Shear Beam	260 LB
9100630-73	System, Trojan Transducers, 3 Point (9150) (Waste)	3 ea Deflection Transducers	
9100630-72	System, Trojan Transducers, 2 Point (9150) (Waste)	2 ea Deflection Transducers	
9300305-72	System, Hutch 9700 (9150), Trailer Only (Forestry/Transportation)	Dual Axle 9150	
9101485-70	System, Holland 5th Wheel (9150), Tractor Only (Forestry / Trans)	Sys Truck 9150	
9101495-70	Fontaine 5000 Fixed 9150 0- Tractor	Sys Truck 9150	
9101495-70	Fontaine 5000 Fixed 9150, Wire loomed - Tractor	Sys Truck 9150	
9301025-70	System, Trailer, Titan Single Point 9150		

9150 METER CONVERSION KITS


Item Number	Description	Details	Ship Weight
9500340-71	9150 Meter Conv Kit (Forestry / Transportation)	Tractor/Trailer System	
9500340-72	9150 Meter Conv Kit (Forestry)	Long Logger System	
9500340-73	9150 Meter Conv Kit (Forestry)	Short Logger System	

9150 COMPONENTS

Item Number	Description	Details	Ship Weight
8509150-00	9100 / 9150 Printer Assembly	Martel	
8509150-01	Meter, OBW 9150 Digital	Legal For Trade 1800 System	
9500350	9400 Wireless Data Transmission System	including Wireless Transmitter / Receiver	8502085-01 + 8502085-02
8100401-02	Smart Box 9150, 2W, 4P	2-12 ' Leads	2 LB
8100401-02B	Smart Box 9150, 2W, 4P	2-12 ' Leads, NO "B" Port	2 LB
8100401W-02B	Smart Box 9150, 2W, 4P With Split Loom	2-12 ' Leads, NO "B" Port	2 LB
8100400-02	Smart Box 9150, 2 W, 4P, 6 Ft.	2-6 ' Leads	2 LB
8100400-02B	Smart Box 9150, 2 W, 4P, 6 Ft.	2-6 ' Lead NO "B" Port	2 LB
8502085-01	Transmitter, 9400 RMD wireless transmitter	Transmitter, Connect to 9100 meter	On cab mount with antenna
8502085-02	Receiver 9400 RMD Hand held	Receiver, Hand held remote	Belt Clip Carrier included
8102509W	Reach Cable,9150, TRK,40 Ft. with Split Loom	Box to Truck Rear	
8102500-40	Cable Meter To Smart Box, 40 Ft. with Split Loom	9150 Reach Cable Rec, Molex	
8102510W-50	Reach Cable, 9150,TRL, 50 Ft. with Split Loom	TRL Front to Smart Box	
8102510-50	Reach Cable, 9150,TRL, 50 Ft.	TRL Front to Smart Box	
8102509	Reach Cable,9150, TRK,40 Ft.	Box to Truck Rear	
8102524-50	9150 Cable 6 REC,50 Ft. ,Trailer	Long & Short Logger, Molex	
8102522-25	9150 Cable 6 Male, 25 Ft., Tractor	Long & Short Logger, Molex	
8102500-40	Cable Meter To Smart Box, 40 Ft.	9150 Reach Cable Rec, Molex	

8102500W-40	Cable Meter To Smart Box, 40 Ft. with Split Loom	9150 Reach Cable Rec,	
-------------	--	-----------------------	--

TUFFER



TUFFER DUAL SENSOR SYSTEM

Item Number	Description	Pressure	Details	Ship Weight
9101655-01L	Standard Operating Pressure - External Pressure Transducers	Standard Pressure	1" & 1-1/4 Series 61 Sandwich Blocks	45 LB
9101655-02L	Volvo Kit-High Operating Pressure Application	High Pressure	1" & 1-1/4 series 62 Sandwich Blocks, Metric	45 LB
9101655-03L	High Operating Pressure Application	High Operating Pressure	1" & 1-1/4 Series 61 Sandwich Blocks	45 LB
9101655-04L	High Operating Pressure Application	High Operating Pressure	With No Sandwich Blocks, Drill and tap	45 LB
9101655-05L	Standard/Low Pressure	Low Operating Pressure	With No Sandwich Blocks, Drill and tap	45 LB
9101655-06L	Volvo Standard Pressure	Low Pressure	1" & 1-1/4 series 62 Sandwich Blocks, Metric	45 LB
9101655-07L	CAT 988H Specific	Low Pressure	1" & 1-1/4 series 62 Sandwich Blocks, Metric	45 LB
9101655-08L	SYS LCD Tuffer Dual	Low Pressure	1-1/4" & 1-1/2" Series 61 Sandwich Blocks	45 LB

TUFFER CABLES

Item Number	Description	Details		Ship Weight
8100608-01	Lift Pressure Cable	Black Standard Pressure	400 to 2000 psi range	1 LB
8100558-01	Cable Remote Switch (Old-01 Meter)		2 pin connector	1.2 LB
8100555-01	Y-Cable, Proximity switch (Without Prox Sensors)	W/O Sensors and 20FT Cable	Connector ends	1 LB
8100600	Printer Interface Cable -(For Old Meter 8500920-01)	Cable Printer Tuffer	6 pin connector	1 LB
8100608-03	Cable Assembly Lift, High-Pressure	Cable Assembly Shunt	2000 psi and up operating pressures	0.8 LB
8100608-02	Return Pressure Cable	Green Cable	6 pin in circle at sensor / 5 pin with one pin in middle at meter	0.8 LB
8100557-01	Power Cable (Old-01 Meter)	Cable Power Tuffer 10FT	2 pin connector	1 LB
8100571-02	Power Cable (For New Meter 8500920-01L)	3 Pin Connector Power Tuffer 25 FT	Braided Shield Cable	1 LB
8100572-01	Remote Switch Cable (For New Meter 8500920-01L)	3 Pin Connector Remote Con Switch	Braided Shield Cable	1.2 LB
8100064	Printer Interface Cable (For New-Style printer 9500700-02)	Data/Power Tuffer Cable		1 LB

TUFFER TRANSDUCERS

Item Number	Description	Details	Ship Weight
7102020	Transducer Kit	2ea 5500111 Transducers & mounting kit	2 LB
5500111	Pressure Transducer		0.4 LB
5500063	Proximity Sensors	Proximity Sensor 3 Wire	0.2 LB

TUFFER HARDWARE

Item Number	Description	Details	Ship Weight
71002xx	Installation Kit Tuffer	Loader Specific	4 LB
2500400-05	Proximity Switch Mount (T-Bracket)	Weld-On	8.9 LB
2500401-01	Target Plate Assembly	Weld-On	3 LB
2500403-01	U Bracket (Meter)	Mounting Bracket, Meter	1 LB
2500602-02	U-Bracket-Bracket (Printer)	Bracket, U Mounting	0.5 LB

1400119	Printer Bracket, Martel Printer	New Printer, MARTEL	0.5 LB
---------	---------------------------------	---------------------	--------

TUFFER ACCESSORIES

Item Number	Description	Details		Ship Weight
9300891-02	Second Loader Set-Up	Share Indicator Between Loaders	Complete Less Indicator	30 LB
8500920-01L	Meter Only (Dual Sensor-System)	With New Led Display	3 pin power connection	8.5 LB
9500700-02	Tuffer Printer - Martel	New Printer Tuffer System		5 LB
8100609-10	Hydraulic Hose 10' (2 Required Per System)			2.6 LB

TUFFER HYDRAULICS HARDWARE

Item Number	Description	Details		Ship Weight
7100201	Kit Sandwich Block 1"	With Bolts, Washer, nuts and O-Rings	1" 61 Series	2 LB
7100202	Kit Sandwich Block 1 1/4"	With Bolts, Washer, nuts and O-Rings	1-1/4" 61 Series	2 LB
7100205	Sandwich Block 1"	Sandwich Block Only	1" 62 Series Metric	2 LB
7100207	Sandwich Block 1 1/4"	Sandwich Block Only	1-1/4"-M14 62 Series Metric	2 LB
2500562	Sandwich Block 1"	Sandwich Block Only	1" 61 Series	2 LB

TUFFER MISC.

Item Number	Description	Details		Ship Weight
2100556	O Ring	#219 BUNA N 1.296	O-Ring for 1" 61 Series Sandwich Block ID X .139 W	
2801056	SHCS M12 x 1.75mm x 60mm	Metric Sandwich Block Bolt		

TUFFER PRINTER SUPPLIES

Item Number	Description	Details		Ship Weight
6500201	Printer Ribbon (Erc-09B)	Ribbon Cartridge		
2800830	Printer Paper-02	(For New Martel Printer 9500700-02)	Paper Roll TP201-211-25C	
6000232	Printer Paper Roll 2 1/4	(For Old Printer 9500700-01)		
1400517	Knob, Nylon	Tuffer Indicator Mount Knob (2ea required)		
6190110	Manual, Tuffer 01L Version	LCD Display		

TUFFER METER EXCHANGE PROGRAM

Item Number	Description	Details		Ship Weight
8500920-01L	Revenue exchange, Tuffer Meter	3 pin power connector		7 LB
REPS2	Core deposit, Advance Revenue exchange	credited back upon receipt of core return		
8100571-02	Power Cable	3 Pin Connector Power Tuffer 25 FT	Used with New 3 pin meter	0.25 LB
8100572-01	Remote Switch	3 Pin Connector Remote Con Switch	Used with New 3 pin meter	0.50 LB

WASTE SYSTEMS



9100 WASTE SYSTEMS

Item Number	Description	Details	Ship Weight
9101050	Sys 6-PT 9100LD Spring-M Full Eject	Fixed Mount Body McNeilus / Wittke	
9101050-01	Sys 6-PT 9100LD Spring-M Full Heil Front+Rear Eject	Fixed Mount Body, 6 LCs,	
9101785	Sys Route Man Full Eject Fixed Mound Body - 4 Load Cells	20 Cu Yards or less	
9101785-01	Sys Route Man Full Eject Special System - 4 Load Cells	4 LCs - 6 Lead Transmitter	
9101785-10	Sys Route Man Full Eject High Gain - 4 Load Cells	4 LCs - 4 Lead Transmitter	
9100630-01	Sys Transducer 9100LD SI (Chalmer, Hendrickson) - 3 Transducer	Front Axle & Walking Beam	
9100630	Trojan 3 Transducer Side Mount - 3 transducers	Front Axle & Walking Beam	
9100660	Sys Trojan Transducer 9100GW Meter - 2 transducers	Front Axle & Rear Mack Camelback	
9100660-01	Sys Trojan Transducer 9100LD Meter - 2 transducers	Front Axle & Rear Mack Camelback	
9100750-02	Sys Neutral Axis Beam Tandem Drive, 9100GW Meter	1 front Trojan+2 rear Neutral Axis	
9100125	Trojan Two Point Drive Axles System 9100 LD Meter	Walking Beam Suspension	
7100302-02	Mounting Kit Full Eject - 4 Point - 4 Load Cells - Leach Front Loaders using Route Man 91-01490	Fixed Mount Body	
7100302-01	Mounting Kit Full Eject - 6 Point - 6-load cells; (McNeilus, Heil, and Whitkke).	Fixed Mount Body	

9100 WASTE LOAD CELLS

Item Number	Description	Details	Sensor Part Number/s	Ship Weight
8300610-24	Load Cell 13" Unitized Kit	1 load cell, 1 bearing plate, 4 bolts/washers	3' Pigtail	8300610-13R
8300600-24	Load Cell 17.5" Unitized Kit	1 load cell, 1 bearing plate, 4 bolts/washers	3' Pigtail	8300600-13R
8300610-13R	Load Cell 13" Low Profile	Load Cell Only	3' Pigtail	10 LBS
8300600-13R	Load Cell 17.5" Low Profile	Load Cell Only	3' Pigtail	15 LBS
8300370-20	Trojan Transducer Steel Side Mount Kit	3 ft. pigtail	with Mounting kit	
8300370-21	Trojan Transducer Steel Side Mount Kit	10 Ft Pigtail	with mounting kit	
8300370-10	Trojan Transducer Steel Side Mount	3 ft. pigtail	without mounting kit	2.2 LBS
8300370-11	Trojan Transducer Steel Side Mount	10 Ft Pigtail	without mounting kit	2.2 LBS

9100 WASTE METERS

Item Number	Description	Details	Ship Weight
8500570-06	Meter 9100 LD Digital Weight Indicator	1 or 2 channel meter	
8509150-01	Meter, OBW 9150 Digital	1 To 16 Channels	

9100 WASTE TRANSMITTERS

Item Number	Description	Details	Ship Weight
8100187-13QC	Transmitter Assembly 12V, 6 LEADS	6 Lead (2 @ 6', 4 @ 18')	4-Pin
8100812-01QC	Air scale Transmitter Assembly 12V, 1 LEAD	1 Lead 6ft., 4 Pin	for 9100 Meter
8100187-06QC	QC Transmitter Assembly 12V, 2 LEADS	8 ft. Pigtail	with 4 Socket Connector
8100187-01QC	QC Transmitter Assembly 12V, 1 LEAD	1 Lead 6ft., 4 Pin	for 9100 Meter

9100 WASTE CABLES / ACCESSORIES

Item Number	Description	Details	Ship Weight
2500255	Upper Bracket Assembly - Body mount, triple Gusseted	weld or bolt on, Routeman	
7100154	Mounting Kit - 6 point, (Springs and bolts only)	E-Z pack Front+Rear Loader	
2500242	Lower Bracket Assembly - Chassis Mount, Single Gusseted	weld or bolt on, Routeman	
8100133-45	Cable - Printer Data, 40 Ft. Length		RJ45 Connector
8100133-25	Cable - Printer Data, 30 Ft. Length		RJ45 Connector
7100173-01	Cable - REACH - 40 Ft. 12VDC 1 connector - 2 conductor		3-SKT PL
8100152-15	Cable - POWER - 15 Ft. 12VDC 18 Gauge - 2 Conductor		Spade Lug to connect to battery
2500275-02	Angle Iron, 1.25 X 1.25 - .25 Thick 10.5 long		A36 Steel
1400161-03	Trojan Transducer Protective Cover ONLY - Side Mount		Plastic Cover
1400163-05	Spacer Bar - Trojan Transducer Installation Tool - Side Mount		Precision Alignment Welding Fixture
2800456	Spring - Routeman - Body Scale Mount, 4 Inch Long		1.44 Outer Dia. - .31 inch wire Dia
2800454	Hex Head Cap Screw HHCS 3/4-16UNF X 5 1/2" long		Grade 8, Zinc Coated
2800008	Hex Head Cap Screw HHCS 1-14 UNF X 2 1/2" Long		Grade 8, Black Oxide Coated
2800018	Hex Head Cap Screw HHCS 3/4-16 UNF X 1 1/2" Long		Grade 8, Black Oxide Coated
2800388	Hex Head Cap Screw HHCS 3/4-16 UNF X 2" Long		Grade 8, Zinc or Black Oxide Coated
6500057	Ink Ribbon - DP834 Impact Printer - Single Ribbon		
6500055	Paper Rolls - 4.5" - Each - For L5500 Printer		Single Ply
6500056	Paper Rolls - 4.5" - Each - For L5500 Printer		Double Ply